




GXS5000D


5000 Watt Dual Fuel Generator

- **Performance Series Engine:**
223cc OHV engine with Cast Iron Sleeve & Low Oil Shutdown
- **High Output:** 5,000 starting watts - 4,000 running watts on gasoline; 4,500 starting watts - 3,600 running watts on propane
- **Run Time:** 6.3-gallon fuel tank for extended run time of up to 20 hours at 25% load
- **Digital Data Center:** Displays voltage, frequency and hours
- **Rubber Outlet Covers:** Help guard against moisture, dust, and debris
- **Heavy Duty Frame Construction:** Built tough with durable automotive style finish
- **Portable Design:** Easy to transport with folding handle and wheels - included
- **Dual Fuel:** Runs on gasoline or propane fuel giving you flexibility while out on the road or during an emergency
- **CO Sensor With Auto Shutdown:**
Monitors and reacts to carbon monoxide (CO) levels



GXS5000D

Multi-Features Panel with
Outlet Covers



Heavy Duty
Frame



6.3 Gal Tank Built-In Gauge
& Up To 20 Hour Runtime



Folding Handle
Factory Installed



Brushed Alternator
With AVR



Recoil Start 223cc
Dual Fuel Engine

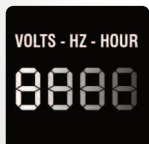


9.0" Flat
Free Wheel



GXS5000D

Data Center Displays;
Voltage, Frequency,
Hours




CO Sensor:
Auto Shutdown




L5-30R:
120VAC 30A



AC Outlets: 120VAC
5-20R 20A Duplex



AC Outlets: 120VAC
5-20R 20A Duplex




L14-30R:
120/240VAC 30A



Low Oil
Warning



AC Voltage Switch:
120 ↔ 240V



GXS5000D DUAL FUEL PORTABLE GENERATOR

Starting/Running Watts (Gas)	5000/4000W
Starting/Running Watts (Propane)	4500/3600W
Starting/Running Watts (NG)	NA
Certifications	EPA - CARB - PGMA Compliant
CO Monitor	Yes
AC Voltage	120/240V
Rated Speed/Frequency	3600rpm/60Hz
Total Harmonic Distortion (THD)	Standard
Grounding System	Neutral Floating
Noise Level (dB)	68
Engine Type	Single Cylinder 223cc - 4 Stroke OHV
Starting System	Recoil Start
Low Oil Shutdown	Yes
Cast Iron Sleeve	Yes
Fuel Type	Gasoline
Oil Type and Capacity	10W-30 - 550ml
Alternator Type	Brushed with AVR
Tank (Gas)	6.3 Gal / 23.8 L
Runtime @25% Load (Gas)	Up to 20 Hour
Handle	Folding U Shape
Wheel	Flat Free 9.0"
AC Outlets	2x5-20R Duplex (20A, 120V) - 1xL5-30R (30A, 120V) 1xL14-30R (120V/240V 30A) Twistlock
DC Outlets	NA
Voltage Selector Switch	Yes
Data Center	Yes; Voltage (V), Frequency (Hz), Total Run Time (Hour)
Included	Oil, Owner's Manual, Quick Start Guide, Spark Plug Wrench, Tool Kit, Screw-on Funnel, LPG Regulator/Hose, TT-30R Adaptor
Warranty (Residential)	3 Year
Unit LxWxH (inch / cm)	23.6 x 24.0 x 24.0 inch / 59.9 x 60.9 x 60.9 cm
Carton LxWxH (inch / cm)	24.4 x 19.7 x 22.0 inch / 62.0 x 50.0 x 56.0 cm
Unit Weight (lbs / kg)	114.6 lbs / 51.9 kg
Shipping Weight (lbs / kg)	125.2 lbs / 56.7 kg
UPC	850016881311

GXS5000D

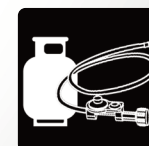
GXS5000D



Inclusions



Propane Inlet



- **Propane/LPG Inlet:** Used to connect Propane/LPG hose to generator.
- **Fuel Source Switch:** Used to select gaso-line or propane/LPG operation. Engine switch is ON when the switch is on GAS or LPG positions.

iPOWER

www.a-ipower.com
10887 Commerce Way, Unit A
Fontana CA 92337- 8240



Phone: 855-888-3598
Fax: 909-930-3719
support@a-ipower.com
Mon-Fri 7:30 AM to 5:30 PM CT

